








1208 US Rt. 9W SELKIRK, NY 518-767-2671
 658 Rt. 50, Burnt Hills, NY 518-399-3160
 Rt. 9 & Peacedale Rd. SCHODACK, NY (Display Only)

2022 VINYL PRICING

2022 Vinyl Price Sheet							Other Available Options
Size (WxL)	MINI BARN	TALL BARN	COTTAGE	7' WALL COTTAGE	QUAKER		Cupolas Start at \$250.00
6X8	3065	N/A	3555	3735	4145		Doors:
8X8	3485	4245	4070	4285	4625		36" Steel or Fiberglass Door 205
8X10	3735	4685	4385	4625	4970		Add 9 lite rectangle window 155
8X12	4195	5215	4810	5220	5520		Add 11 lite or 9 lite arch window 170
8X14	4720	5770	5445	5700	6010		Add 4 lite transom window 110
8X16	4995	6170	5675	6040	6460		Paint stander colors, per door 60
10X10	4590	5740	5250	5700	5880		Double steel or fiberglass 400
10X12	4970	6100	5670	6060	6325		Transom window above double doors 260
10X14	5345	6595	6060	6555	6770		Full Glass Door - 15 Lite 205
10X16	5675	7060	6505	6870	7130		Pre-Hung House door with glass 520
10X18	6115	7890	7115	7745	7940		Garage door 9x7:Raised panel 1195 w/ glass 1400
10X20	6555	8350	7850	8210	8475		Garage Door 9x7 Carriage 1535
10x22	7650	8950	8355	8920	9040		Gable & Shed-row Dormers \$1,230
12X12	5515	7060	6490	6920	N/A		Metal Roof: 4.40 sq. ft. minium 360
12X14	5985	7450	6835	7315	N/A		Steep Roof Pitch: 8'&10' 7/12. 12' 6/12
12X16	6400	7890	7270	7850	N/A		8' wide 150. 10' wide 245. 12' wide 320
12X18	6875	8240	7820	8470	N/A		Hip Roof: on 12' wide sheds no overhangs 825
12X20	7465	9180	8380	9040	N/A		Window boxes: 18"-55 24"-65
12X24	8290	9895	9700	10,310	N/A		Iron Holders: 18"-72 24"-100
12X28	9430	12,070	11,230	11,870	N/A		Shutters: Louver-52. Raised panel & Z-73
12X30	10,030	12,815	11,870	12,650	N/A		Windows: 18" x 36" 90 plus shutters
							24" x 36" 120 plus shutters
							30" x 36" 135 plus shutters
							Insulated Windows: 18" x 36" 345 \$380.00
							24" x 36" \$395.00
							30" x 36' \$445.00
							Aluminum Picture Frames: 40. per window
							Lofts: 6.00 sq. ft.
							Work Bench: 26. /lin ft.
							Ramps: 4'-120, 5-140,6'-165,8'-215
							Diamond Tread Plate: \$8.00
							Vents: Ridge 10.50 a ft. New England Vents 60
							Floors: 12" on ctr. P.T. .70 sq. ft.
							5/8" pressure treated floor 2.65/sq. ft.
							Spray foam insulation: \$17.15 a sq. foot
							8" Gable Overhangs
							8' wide 100. 10' wide 120. 12' wide 165.
							Partition to rafters: \$33. a lin. Foot
							Shelving: 16" deep \$15.50.Ft.
							24" deep 17.50. lin.Ft.
							Custom vinyl matches available

* The 12 ft. Quaker is considered 14 ft. when shipping because of the overhang. An additional fee must be added for a professional exkort service. Please ask for a price quote.

STANDARD FEATURES: FREE Delivery within 40 miles of any of our locations!!

- 2 18"x36" Windows w/ Shutters
- ply wood sheathing
- 2 Gable Air Vents
- Double Fiberglass Doors
- Pressure Treated 4X4 Base
- 16" on ctr. P.T. 2X4 Floor Joists
- 16" on Center 2X4 Wall & Ceiling
- 5/8" AdvanTech Perform Max T&G flooring
- 1/2" TechShield w/ 30 yr fiberglass Arch. shingle
- Pressure treated ramp & Diamond tread plate

AVAILABLE COLORS:

- White Pearl Cream Dove Gray Flint Gray Blue
- Clay Almond Tan Olive Mist
- Premium Colors: 1 add 20% Red Briarwood Wedgewood Sagebrook

Custom colors are available at an additional cost for both siding and shingles.

ARCHITECTURAL SHINGLES:

- Charcoal Pewter Blue Green Barkwood Shakedown Weatherwood

ALL PERMITS ARE THE RESPONSIBILITY OF THE LAND OWNER

Backyard Sheds & Gazebos is going on to your property at your request and will do our best to avoid damaging your property however we can not be held responsible for damage caused by our truck and trailer.

www.backyardshedco.com info@backyardshedco.com

2022 Vinyl New England Classic Series

2022 Vinyl New England Classic					Other Available Options																													
Size (WxL)	Dormer Cottage	Cottage	High Cottage	Classic Quaker	Cupolas: Start at \$250. see price sheet																													
8X10	6690	5215	5665	5620	Doors:																													
8X12	7680	6225	6470	6365	36" Steel or Fiberglass Door	205																												
8X14	8110	6635	6920	6770	Add 9 lite rectangle window	155																												
8X16	8550	7050	7400	7270	Add 11 lite or 9 lite arch window	170																												
10X10	7735	6260	6635	6655	Add 4 lite transom window	110																												
10X12	8215	6745	7050	7050	Paint door standard color per door	60																												
10X14	8700	7225	7535	7600	Double steel or fiberglass	400																												
10X16	9185	7715	8020	8120	Transom window above door	260																												
10X18	9,610	8645	9075	9120	Full Glass Door - 15 Lite	205																												
10X20	10,465	9000	9350	9690	Pre-hung house door with glass	520																												
10x22	10,965	9425	9790	9900	DbL. house door with glass	1045																												
12X12	9055	7590	7945	N/A	Garage door 9x7 Raised panel 1195 w/glass 1400																													
12X14	9600	8130	8490	N/A	Garage door: 9x7 Carriage style	\$1,535																												
12X16	10,270	8800	9170	N/A	Hip Roof Overhangs: 8' wide 210 10' wide 255																													
12X18	10,815	9845	9940	N/A	Hip Roof 12' wide no overhangs	825																												
12X20	11,440	10,010	10,390	N/A	Shutters: Louver-52. Raised panel & Z-73																													
12X22	12,210	10,760	11,150	N/A	Window boxes: 18"-55 24"-65																													
12X24	13,060	11,585	11,880	N/A	Iron Holders: 18"-72 24"-100																													
12x28	14,390	12,420	13,265	N/A	Windows: 18"X36" 90 plus shutters																													
<p style="text-align: center;">Special order vinyl is available at an additional cost and a longer turn around time. We will need manufacturer, style, size and color to provide a price quote.</p>					24"x36" 120 plus shutters																													
					30"x36" 135 plus shutter																													
					Insulated Windows: 18'x36"	\$380.00																												
<table border="0"> <tr> <td>Dormer Standard Features:</td> <td>Classic Standard Features:</td> </tr> <tr> <td>7/12 Roof Pitch, 6/12 on 12' Wide Sheds</td> <td>7/12 Roof Pitch, 6/12 on 12' Wide Sheds</td> </tr> <tr> <td>Fiberglass Dbl. doors with glass</td> <td>Fiberglass Dbl. Doors with Transom Glass- 4 Lite</td> </tr> <tr> <td>Diamond shaped dormer window</td> <td>Picture Frame Window Trim</td> </tr> <tr> <td>Pressure Treated Ramp</td> <td>Pressure Treated Ramp</td> </tr> <tr> <td>2 24"x36" Windows w/Shutters</td> <td>2 24"x36" Windows w/Shutters</td> </tr> <tr> <td>Gable Overhangs w/ Air Vent</td> <td>2 Gable Air Vents</td> </tr> <tr> <td>TechShield Sheathing w/ 30 yr Arch. shingle</td> <td>TechShield Sheathing w/ 30 yr Arch. shingle</td> </tr> <tr> <td>Pressure Treated 4X4 Base</td> <td>Pressure Treated 4X4 Base</td> </tr> <tr> <td>Dutch Lap or Traditional Straight Lap Siding</td> <td>8" Overhangs on Gable Ends</td> </tr> <tr> <td>16" on ctr. P.T. floor joist,</td> <td>Dutch Lap or Traditional Straight Lap Siding</td> </tr> <tr> <td>5/8" AdvanTech Preform Max T&G flooring</td> <td>16" on ctr. P.T. floor joist</td> </tr> <tr> <td>16" on Center 2X4 Wall & Ceiling</td> <td>5/8" AdvanTech Perform Max T&G flooring</td> </tr> <tr> <td>36" 9 Lite Fiberglass door under dormer</td> <td>16" on Center 2X4 Wall & Ceiling</td> </tr> </table>					Dormer Standard Features:	Classic Standard Features:	7/12 Roof Pitch, 6/12 on 12' Wide Sheds	7/12 Roof Pitch, 6/12 on 12' Wide Sheds	Fiberglass Dbl. doors with glass	Fiberglass Dbl. Doors with Transom Glass- 4 Lite	Diamond shaped dormer window	Picture Frame Window Trim	Pressure Treated Ramp	Pressure Treated Ramp	2 24"x36" Windows w/Shutters	2 24"x36" Windows w/Shutters	Gable Overhangs w/ Air Vent	2 Gable Air Vents	TechShield Sheathing w/ 30 yr Arch. shingle	TechShield Sheathing w/ 30 yr Arch. shingle	Pressure Treated 4X4 Base	Pressure Treated 4X4 Base	Dutch Lap or Traditional Straight Lap Siding	8" Overhangs on Gable Ends	16" on ctr. P.T. floor joist,	Dutch Lap or Traditional Straight Lap Siding	5/8" AdvanTech Preform Max T&G flooring	16" on ctr. P.T. floor joist	16" on Center 2X4 Wall & Ceiling	5/8" AdvanTech Perform Max T&G flooring	36" 9 Lite Fiberglass door under dormer	16" on Center 2X4 Wall & Ceiling	Aluminum Picture Frames:	40. per window
					Dormer Standard Features:	Classic Standard Features:																												
					7/12 Roof Pitch, 6/12 on 12' Wide Sheds	7/12 Roof Pitch, 6/12 on 12' Wide Sheds																												
Fiberglass Dbl. doors with glass	Fiberglass Dbl. Doors with Transom Glass- 4 Lite																																	
Diamond shaped dormer window	Picture Frame Window Trim																																	
Pressure Treated Ramp	Pressure Treated Ramp																																	
2 24"x36" Windows w/Shutters	2 24"x36" Windows w/Shutters																																	
Gable Overhangs w/ Air Vent	2 Gable Air Vents																																	
TechShield Sheathing w/ 30 yr Arch. shingle	TechShield Sheathing w/ 30 yr Arch. shingle																																	
Pressure Treated 4X4 Base	Pressure Treated 4X4 Base																																	
Dutch Lap or Traditional Straight Lap Siding	8" Overhangs on Gable Ends																																	
16" on ctr. P.T. floor joist,	Dutch Lap or Traditional Straight Lap Siding																																	
5/8" AdvanTech Preform Max T&G flooring	16" on ctr. P.T. floor joist																																	
16" on Center 2X4 Wall & Ceiling	5/8" AdvanTech Perform Max T&G flooring																																	
36" 9 Lite Fiberglass door under dormer	16" on Center 2X4 Wall & Ceiling																																	
	Lofts:	6.00/sq. ft.																																
	Work Bench:	26/lin. ft																																
	Ramps: 4'-120. 5'-140. 6'-165. 8'-215																																	
	Diamond Tread Plate:	8.00 a lin. ft.																																
	Vents: Rolled ridge 10.50 lin. Foot																																	
	Partition to Rafters: In plywood 33. lin. Foot																																	
	Floors: 12" on ctr. P.T. .70 sq. foot																																	
	5/8" pressure treated floor	2.65 sq. foot																																
	Spray Foam insulation: 17.15 sq. ft for floor																																	
	Metal Roof: 4.40 sq. ft. minium 360.00																																	
	Shelving: 16" deep 15.50. lin foot																																	
	24" deep 17.50. lin. Foot																																	

ALUMINUM RAMPS: 4' & 5' --\$425 incl. 2-23"x48" ramps & sill plate 6'--\$595 incl. 3-23"x48" ramps & sill plate

Free Delivery within 40 miles of any of our locations!!!

Please see opposite side for siding and shingle color options.